



DW-HE24/2.5

LED Strips - For Tunable Applications



- High efficacy dynamic white linear LED strip for tunable applications
- 14 diodes per 2" cut point
- 7 diodes per one color temperature
- Ambient operating temp: -4-145°F
- Installation temp: 50-100°F | Storage temp: -4-140°F
- Calculated L70 = 70000 hrs
- When using DALI and DMX power supplies, LED wattage must be doubled

1	2	3	4	5	6	7	8
V/WATTS	RATED	CCT	CONNECTOR/WIRE IN	CONNECTOR/WIRE OUT	WIRE COLOR	WIRE TYPE	ILLUMINATED LENGTH
DW-HE24/2.5							

Sample Part Number: **DW-HE24/2.5-DRY-20/27-BW-CLS-WH-CL2-48"**

1	V/WATTS		2	RATED		3	CCT		4	CONNECTOR/WIRE IN		5	CONNECTOR/WIRE OUT				
DW-HE24/2.5 Voltage: 24VDC Wattage: 2.5W/ft LED engine is built with 3 wires requiring 0-10V, DMX or DALI control. Using DALI, DMX, or non QTL power supplies may double watts/ft. See following pages for compatible power supplies.			DRY IP20 DMP IP54 WET IP67			20/27 2000K/2700K 20/30 2000K/3000K 27/40 2700K/4000K 27/55 2700K/5500K			BW Bare Wire (Standard 24") CLS Closed End (No feed) CON6 Connector 6" CON24 Connector 24" Connector/Wire In not needed to specify product. Typical selection is BW. BW: Standard length is 24", Max length is 120". Request custom length by writing in part number next to BW (example: BW48)			BW Bare Wire (Standard 24") CLS Closed End (No feed) CON6 Connector 6" CON24 Connector 24" Connector/Wire Out not needed to specify product. Typical selection is CLS or BW. BW: Standard length is 24", Max length is 120". Request custom length by writing in part number next to BW (example: BW48)					
6	WIRE COLOR					7	WIRE TYPE					8	ILLUMINATED LENGTH				
WH White BK Black						CL2 Class 2 CL2P Class 2 Plenum Rated CL2P only available with bare wire leads (BW)						DRY: 2"-230" in 2" increment DMP: 2"-180" in 2" increment WET: 2"-230" in 2" increment Dry version also available in reel lengths of 19.2' (Class 2) and 100'. Each reel will have a 2' soldered lead wire attached. Contact factory for larger reels. Available in reel lengths of 19.2' (Class 2) and 100'. Each reel will have a 2' soldered lead wire attached. Contact factory for larger reels.					

COMPATIBLE EXTRUSIONS

	WIDE	ROUND	TORQ	TRES	LALO	TALO	ARKA	TELA	VEVE	FLUR	EMBD	LATO	MDIN	OPTI-FLAT	OPTI-OPTICS	THIN
DRY	✓	✓	✓	✓	✓	✓	✓	✓	✓	✓	✓	✓	✓	✓	✓	✓
DMP	✓	✓	✓	✓	✓	✓	✓	✓	✓	✓	✓	✓	✓	✓		✓
WET	✓				✓	✓	✓	✓			EXCLUDES 30°, 45°, 60° LENS		✓	✓		NO LENS

5 year warranty | Warranty only valid with QTL power supplies | Field modifications must comply with QTL's installation methods otherwise warranty is null & void | All data has +/- 5% tolerance | UL Listed | Consult factory for alternate Kelvin temperature | Title 24 - JA8-2019 Strips: DRY and WET rated, 2000K and above



DW-HE24/2.5

LED Strips - For Tunable Applications

3 CCT – LUMENS/CRI - DELIVERED LUMENS

DRY

[Calculated L70 = 70000 hrs]
Tested with DW-HE24/2.5-DRY

CCT	Lumen/ft	Luminous Efficacy	CRI Ra	CRI R9	TM30 Rf	TM30 Rg	Circuit Wattage
2000K	226	94 Lm/W	93	62	87	106	2.40
2400K	***	***	***	***	***	***	***
2700K	270	108 Lm/W	97	96	94	100	2.50
3000K	281	119 Lm/W	98	96	93	99	2.35
4000K	292	120 Lm/W	98	96	92	100	2.40
5500K	316	128 Lm/W	97	94	92	99	2.50

DMP

[Calculated L70 = 70000 hrs]
Tested with DW-HE24/2.5-DMP

CCT	Lumen/ft	CRI Ra
2000K	**	**
2400K	**	**
2700K	**	**
3000K	**	**
4000K	**	**
5500K	**	**

WET

[Calculated L70 = 70000 hrs]
Tested with DW-HE24/2.5-WET

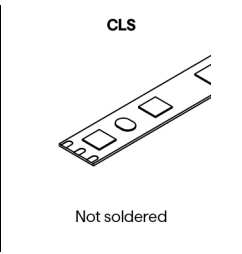
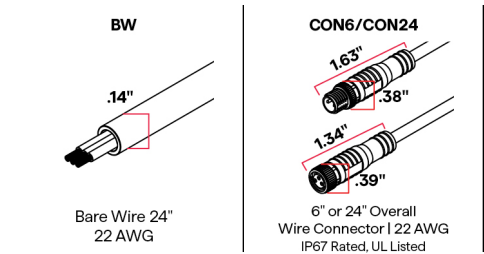
CCT	Lumen/ft	CRI Ra
2000K	**	**
2400K	**	**
2700K	**	**
3000K	**	**
4000K	**	**
5500K	**	**

TEMPERATURE RATINGS

	Min	Max
Ambient Operating Temp - Surface	-4°F	145°F
Storage Temp	-4°F	140°F
Installation Temp	-50°F	100°F

4 / 5 CONNECTOR/WIRE – IN/OUT

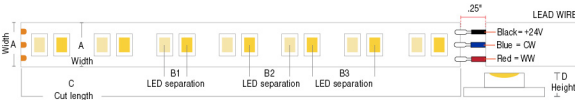
Connector/Wire In or Out not needed to specify product. Standard configuration is BW for Wire In and CLS for Wire out



6 WIRE COLOR



8 ILLUMINATED LENGTH - DIMENSIONS



Section (in)	A	B1	B2	B3	C	D
DRY (IP20)	0.39"	0.07"	0.20"	0.27"	2.00"	0.05"
DMP (IP54)	0.39"	0.07"	0.20"	0.27"	2.00"	0.12"
WET (IP67)	0.47"	0.07"	0.20"	0.27"	2.00"	0.18"



DW-HE24/2.5

LED Strips - For Tunable Applications

COMPATIBLE POWER SUPPLIES

See power supplies cut sheets for more information. Data subject to change, all data has +/- 5% tolerance.

DIM TO LEVEL	INDOOR	OUTDOOR
	DW-HE Tunable Applications	DW-HE Tunable Applications
0.1%	QT-CAB-eLED+DALI-DT6 QT-CAB-eLED+DALI-DT8 QT-CAB-eLED+DALI-DT8-AWN QT-CAB-eLED+TW QT-CAB-eLED+TW-AWN QTM-eLED+DALI-DT6 QTM-eLED+DALI-DT8 QTM-eLED+DALI-DT8-AWN QTM-eLED+TW QTM-eLED+TW-AWN QZ-DMX	Q-SET-QZ-DMX QOM-eLED+DALI-DT6 QOM-eLED+DALI-DT8 QOM-eLED+PS-DALI-DT6 QOM-eLED+PS-DALI-DT8 QOM-eLED+TW QZ-DMX
1%	QZ-DALI-DT8	Q-SET+QZ-DALI-DT8 QZ-DALI-DT8
10%	Non-Dim Power Supply with TW App Dongle	















DIMMING PROTOCOL	INDOOR	OUTDOOR
	DW-HE Tunable Applications	DW-HE Tunable Applications
0-10V	QT-CAB-eLED+TW QT-CAB-eLED+TW-AWN QTM-eLED+TW QTM-eLED+TW-AWN	QOM-eLED+TW
Lutron Athena	QT-CAB-eLED+DALI-DT8-AWN QT-CAB-eLED+TW-AWN QTM-eLED+DALI-DT8-AWN QTM-eLED+TW-AWN	
DMX LED wattage must be doubled for DW-HE products	QZ-DMX	Q-SET-QZ-DMX QZ-DMX
DALI-2: DT6 LED wattage must be doubled for DW-HE products except for AWN	QT-CAB-eLED+DALI-DT6 QTM-eLED+DALI-DT6	QOM-eLED+DALI-DT6
DALI-2: DT8 LED wattage must be doubled for DW-HE products except for AWN	QT-CAB-eLED+DALI-DT8 QT-CAB-eLED+DALI-DT8-AWN QTM-eLED+DALI-DT8 QTM-eLED+DALI-DT8-AWN QZ-DALI-DT8	Q-SET+QZ-DALI-DT8 QOM-eLED+DALI-DT8 QZ-DALI-DT8
SCENE App Dimmed	Non-Dim Power Supply with TW App Dongle	



DW-HE24/2.5


LED Strips - For Tunable Applications

COMPATIBLE MOUNTING ACCESSORIES

QUOVA-MICRO  QUOVA Knife Edge	SHIELD A - Medium  For standalone use	SHIELD B - Medium  For use within extrusions	BL-GRAZER  Backwards L Mounting Bracket	BL-MICRO  Backwards L Mounting Bracket	BL-LARGE  Backwards L Mounting Bracket	SD-L-LARGE  L Mounting Bracket	SD-L-MEDIUM  L Mounting Bracket	SD-L-MICRO  L Mounting Bracket	SD-J-LARGE  J Mounting Bracket
IQ-STRAP  Plastic strap, Fits all LED strips	IQ-CLIP-SS12  Metal clip, Fits DMP strip	IQ-CLIP-SS10  Metal clip, Fits WET strip	IQ-CLIP-PL  Plastic clip, Fits WET strip						

COMPATIBLE WIRING ACCESSORIES

Q-mini-J5



UL Listed, miniature junction box, DRY/DMP (WET rated with silicone)

COMPATIBLE CONTROL ACCESSORIES

SCENE APP DONGLE



Wi-Fi or Bluetooth Connectivity

COMPATIBLE APPS

NFC APP



Read and write DMX addresses and adjust voltage